



Terrific Trees



Aim

- I can identify trees by their leaves.
- I can sort deciduous and evergreen leaves.

Success Criteria

- I can match leaves I have collected to pictures of a leaf.
- I can use my activity sheet to say the names of the trees that the leaves belong to.
- I can look closely at the leaves and match the description to what I see.
- I can sort the cards into two groups.

Terrific Trees



Today we are going to be learning about trees!



There are two types of tree,
deciduous and evergreen.

What do you think makes a
tree an evergreen?

(The clue is in the name!)

evergreen

Terrific Trees



An
evergreen
tree keeps
its green
leaves all
year round,
even in the



Photo courtesy of tuchodi (@flickr.com) - granted under creative commons licence - attribution

Terrific Trees



A deciduous tree loses its leaves each year.

Do you know what time of year it is when the leaves usually fall from the trees?

Photo courtesy of Jennuine Captures Photography (@flickr.com) - granted under creative commons licence - attribution

Terrific Trees




In autumn, the leaves on deciduous trees usually change colour and fall off. If they have fruit, it will be ready to eat.

In winter, deciduous trees usually have no leaves on their branches.



Photo courtesy of Ryk Neethling, McMac70 (@flickr.com) - granted under creative commons licence - attribution

Terrific Trees



In spring, the trees grow beautiful blossoms and new leaves.

In summer, deciduous trees have many leaves and some begin to grow fruit.



Photo courtesy of Ryk Neethling, McMac70 (@flickr.com) - granted under creative commons licence - attribution

Tree Hunt



We are going to
go on a tree
hunt!

Photos courtesy of jenny downing, Dendroica cerulean, J.G. in S.F., Lyle Nel, Mollivan Jon, me'nthedogs (@flickr.com) - granted under creative commons licence - attribution

Tree Hunt

You will need:

A Tree Hunt Activity Sheet

A magnifying glass

A leaf collection pouch

A pencil

A clipboard



Tree Hunt



There are lots of different types of trees growing in this country.

We are going to hunt for trees in the area around us.

When you find a new tree, try to find one of its leaves on the floor.

Tree Hunt



Look at the leaf carefully using a magnifying glass and find the leaf on your leaf on the tree identification sheet.



Tick the tree you have found and put the leaf in your leaf collection pouch.















If you find a leaf that you can't identify, collect it and bring it back to school!

Tree Hunt



Tree Hunt

Look carefully for these trees. Check each tree off when you spot it.

		
<input type="checkbox"/> oak	<input type="checkbox"/> holly	<input type="checkbox"/> hawthorn
		
<input type="checkbox"/> birch	<input type="checkbox"/> elder	<input type="checkbox"/> rowan
		
<input type="checkbox"/> ash	<input type="checkbox"/> horse chestnut	<input type="checkbox"/> lime
		
<input type="checkbox"/> beech	<input type="checkbox"/> yew	<input type="checkbox"/> sycamore

What Did We Find?



Which tree did you
see the most?



What Did We Find?



Did you find any leaves that
were not on the activity sheet?



Aim



- I can identify trees by their leaves.
- I can sort deciduous and evergreen leaves.

Success Criteria

- I can match leaves I have collected to pictures of a leaf.
- I can use my activity sheet to say the names of the trees that the leaves belong to.
- I can look closely at the leaves and match the description to what I see.
- I can sort the cards into two groups.

