

# Sukkot

Sukkot is the Jewish Harvest Festival. As part of their celebrations, Jewish people build special tents called sukkahs. They spend lots of time during the week of Sukkot in the sukkah.

Build your own sukkah.

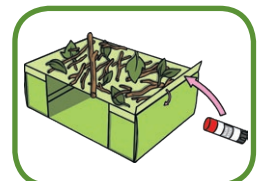

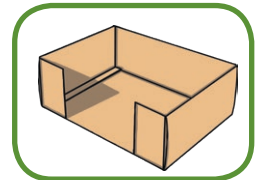


## You will need:

- a shoe box without a lid;
- a piece of paper bigger than the shoe box;
- leaves and twigs;
- scissors;
- glue;
- paint and paintbrushes.

## What to do:

1. Carefully cut a hole in the side of the shoe box. This will be for the entrance to the sukkah.
2. Paint the outside of the shoe box. Sukkahs are often green, white or brown.
3. Glue the sticks and leaves on to the paper. This will be the roof of the sukkah. Leave a space around the edges of the paper.
4. Glue the paper to the open top of the shoe box. Do this by folding down the edges of the paper and gluing the inside of the paper. Stick it to the outside of the box.



You could put mini figures inside your sukkah to pretend they are Jewish people celebrating Sukkot.