Introducing the ratio symbol

1 The ratios show shaded parts to non-shaded parts.

Match the ratios, statements and bar models.

2 : 3	five to two	
5 : 2	three to two	
2 : 5	two to three	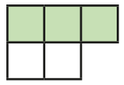
3 : 2	two to five	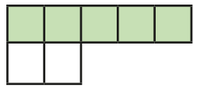

2



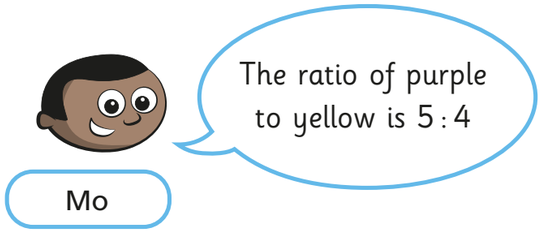

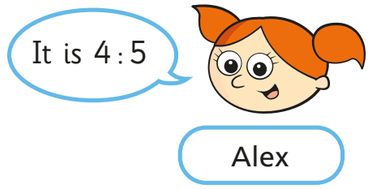

Who is correct? _____

Explain your answer.

_____

_____

3 Dani has some counters, cubes and marbles.

Complete the sentences.

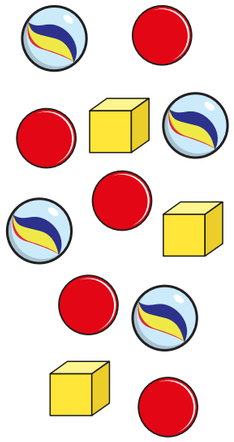

The ratio of counters to marbles is ☐ : ☐

The ratio of marbles to cubes is ☐ : ☐

The ratio of cubes to counters is ☐ : ☐

The ratio of counters to cubes is ☐ : ☐

The ratio of counters to cubes to marbles is ☐ : ☐ : ☐

4 Brett has drawn some triangles and squares.

The ratio of triangles to squares is 1 : 3

a) Are there more triangles or more squares? _____

Explain how you know.

_____

_____

b) Brett has drawn more than 10 shapes.

Draw what Brett might have drawn.

© White Rose Maths 2019

5 Here are some rulers and some pencils.

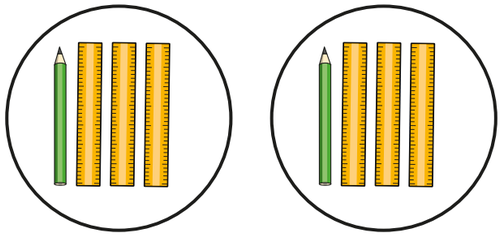

a) What is the ratio of pencils to rulers? ☐ : ☐

b) Here are some more rulers and pencils.

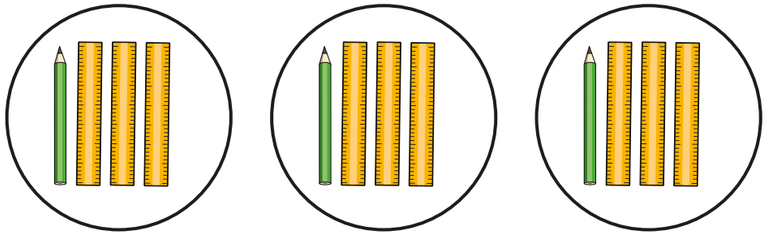

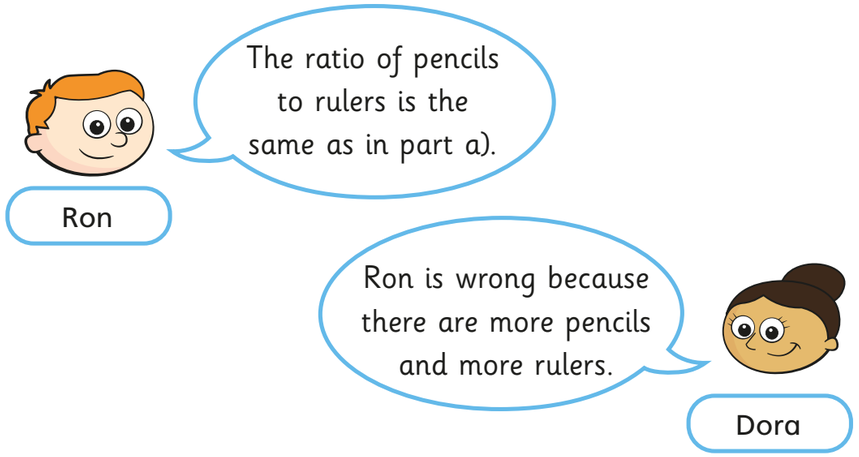

Who is correct? _____

Explain your answer.

_____

_____

6 The ratio of horses to chickens in a field is 2 : 5

Here are the horses. Draw the chickens.



7 Shade squares so that the ratio of shaded to non-shaded squares is 1 : 4

a) 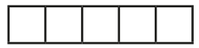

b) 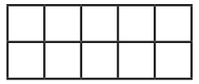

c) 

8 A box contains dark, white and milk chocolates.

$\frac{3}{8}$ of the box are dark chocolates.

$\frac{1}{2}$ of the box are milk chocolates.

The rest are white chocolates.

What does each ratio represent?

a) 1 : 3

_____

b) 4 : 1

_____

c) 3 : 5

_____

© White Rose Maths 2019